




# CAROLINA CARPORTS, INC

QUALITY, CUSTOMER SERVICE AND BEST PRICES!

FREE PRICING ESTIMATOR ONLINE AT [WWW.CAROLINACARPORTSINC.COM](http://WWW.CAROLINACARPORTSINC.COM)



## FL. CERTIFIED BUILDINGS 150<sup>MPH</sup> WINDS

### REGULAR STYLE

**\$795.00**

**FREE**  
UPGRADE  
TO 6' SIDE  
HEIGHT  
(Limited Time)



18' x 21' x 6'  
2 1/2" 14 Gauge

### BOXED EAVE STYLE

**\$895.00**



18' x 21' x 6'  
2 1/2" 14 Gauge

### VERTICAL ROOF STYLE

**\$1195.00**



18' x 21' x 6'  
2 1/2" 14 Gauge

## FRAME IS 1FT SHORTER THAN ROOF LENGTH WISE

### FREE INSTALLATION ON YOUR LEVEL LAND

Regular Style, Standard Height 6'

12 x 21	18 x 21	20 x 21	22 x 21	24 x 21
\$695	\$795	\$1095	\$1295	\$1495
12 x 26	18 x 26	20 x 26	22 x 26	24 x 26
\$995	\$1195	\$1395	\$1695	\$1895
12 x 31	18 x 31	20 x 31	22 x 31	24 x 31
\$1295	\$1395	\$1695	\$1995	\$2295
12 x 36	18 x 36	20 x 36	22 x 36	24 x 36
\$1495	\$1595	\$1995	\$2295	\$2695
12 x 41	18 x 41	20 x 41	22 x 41	24 x 41
\$1695	\$1895	\$2295	\$2695	\$3095

Boxed Eave Style, Standard Height 6'

12 x 21	18 x 21	20 x 21	22 x 21	24 x 21
\$795	\$895	\$1195	\$1395	\$1595
12 x 26	18 x 26	20 x 26	22 x 26	24 x 26
\$1095	\$1295	\$1495	\$1795	\$1995
12 x 31	18 x 31	20 x 31	22 x 31	24 x 31
\$1395	\$1595	\$1795	\$2095	\$2395
12 x 36	18 x 36	20 x 36	22 x 36	24 x 36
\$1595	\$1795	\$2095	\$2495	\$2795
12 x 41	18 x 41	20 x 41	22 x 41	24 x 41
\$1895	\$2095	\$2495	\$2895	\$3295


Vertical Roof Style, Standard Height 6'

12 x 21	18 x 21	20 x 21	22 x 21	24 x 21
\$1095	\$1195	\$1495	\$1695	\$1895
12 x 26	18 x 26	20 x 26	22 x 26	24 x 26
\$1495	\$1695	\$1895	\$2195	\$2395
12 x 31	18 x 31	20 x 31	22 x 31	24 x 31
\$1895	\$1995	\$2295	\$2595	\$2795
12 x 36	18 x 36	20 x 36	22 x 36	24 x 36
\$2195	\$2295	\$2695	\$2995	\$3395
12 x 41	18 x 41	20 x 41	22 x 41	24 x 41
\$2495	\$2695	\$3095	\$3495	\$3895

ALSO AVAILABLE  
 - 12 GA. 2 1/4" Framing 20 Year Limited Rust Through Warranty  
 - Certified Buildings 180 mph  
 - Certified Buildings 26' - 40' Wide


## CCI Buildings Are "PRODUCT APPROVED" By The State Of Florida.

PLEASE NOTE THAT COLORS MAY VARY DUE TO PRINTING PROCESS



### INCLUDED IN PRICE:

- Mobile Home Anchors (ground) or Cement Anchors
- 4 Corner Braces
- Center Braces



Carolina Carports Inc. is not related or affiliated with any other carport company nor does it operate under any other names.



Tampa: (813) 626-6289  
 Dover: (813) 659-0141  
 Mulberry: (863) 425-0429

CCI STRONGLY RECOMMENDS  
 ALL BUILDINGS OVER 36' LONG  
 TO BE VERTICAL STYLE.

## OPTIONS, ACCESSORIES AND EXTRAS

LENGTH	21' LONG		26' LONG		31' LONG		36' LONG		41' LONG	
	12 GA FRAMING	\$ 100.00	\$ 150.00	\$ 125.00	\$ 175.00	\$ 150.00	\$ 200.00	\$ 175.00	\$ 200.00	\$ 200.00
180 MPH - 26 GA.	\$ 400.00	\$ 500.00	\$ 450.00	\$ 550.00	\$ 500.00	\$ 600.00	\$ 550.00	\$ 600.00	\$ 600.00	
EXTRA BRACING	2ft	\$ 60.00	\$ 80.00	\$ 100.00	\$ 120.00	\$ 150.00	\$ 180.00	\$ 210.00	\$ 240.00	
	4ft	\$ 90.00	\$ 120.00	\$ 150.00	\$ 180.00	\$ 225.00	\$ 255.00	\$ 300.00	\$ 340.00	
J-TRIM		\$ 40.00	\$ 50.00	\$ 60.00	\$ 70.00	\$ 80.00	\$ 90.00	\$ 100.00	\$ 110.00	

SIDE HEIGHT	21' LONG		26' LONG		31' LONG		36' LONG		41' LONG	
	7' Tall	\$ 50.00	\$ 60.00	\$ 75.00	\$ 85.00	\$ 100.00	\$ 110.00	\$ 120.00	\$ 130.00	\$ 140.00
8' Tall	\$ 100.00	\$ 120.00	\$ 150.00	\$ 170.00	\$ 200.00	\$ 220.00	\$ 250.00	\$ 280.00	\$ 310.00	
9' Tall	\$ 150.00	\$ 180.00	\$ 225.00	\$ 255.00	\$ 300.00	\$ 330.00	\$ 360.00	\$ 390.00	\$ 420.00	
10' Tall	\$ 200.00	\$ 240.00	\$ 300.00	\$ 340.00	\$ 400.00	\$ 440.00	\$ 500.00	\$ 540.00	\$ 600.00	
11' Tall	\$ 250.00	\$ 300.00	\$ 375.00	\$ 425.00	\$ 500.00	\$ 550.00	\$ 625.00	\$ 675.00	\$ 750.00	
12' Tall	\$ 300.00	\$ 360.00	\$ 450.00	\$ 510.00	\$ 600.00	\$ 660.00	\$ 750.00	\$ 810.00	\$ 900.00	
13' Tall	\$ 500.00	\$ 595.00	\$ 725.00	\$ 820.00	\$ 950.00	\$ 1045.00	\$ 1180.00	\$ 1275.00	\$ 1410.00	
14' Tall	\$ 550.00	\$ 655.00	\$ 800.00	\$ 905.00	\$ 1050.00	\$ 1155.00	\$ 1300.00	\$ 1395.00	\$ 1500.00	

BOTH SIDES CLOSED	21' LONG		26' LONG		31' LONG		36' LONG		41' LONG	
	6' Tall	\$ 300.00	\$ 375.00	\$ 450.00	\$ 525.00	\$ 600.00	\$ 675.00	\$ 750.00	\$ 825.00	\$ 900.00
7' Tall	\$ 350.00	\$ 435.00	\$ 520.00	\$ 605.00	\$ 690.00	\$ 775.00	\$ 860.00	\$ 945.00	\$ 1030.00	
8' Tall	\$ 425.00	\$ 520.00	\$ 615.00	\$ 710.00	\$ 805.00	\$ 900.00	\$ 995.00	\$ 1090.00	\$ 1185.00	
9' Tall	\$ 450.00	\$ 555.00	\$ 660.00	\$ 765.00	\$ 870.00	\$ 975.00	\$ 1080.00	\$ 1185.00	\$ 1290.00	
10' Tall	\$ 500.00	\$ 620.00	\$ 740.00	\$ 860.00	\$ 980.00	\$ 1100.00	\$ 1220.00	\$ 1340.00	\$ 1460.00	
11' Tall	\$ 575.00	\$ 710.00	\$ 845.00	\$ 980.00	\$ 1115.00	\$ 1250.00	\$ 1385.00	\$ 1520.00	\$ 1655.00	
12' Tall	\$ 600.00	\$ 750.00	\$ 900.00	\$ 1050.00	\$ 1200.00	\$ 1350.00	\$ 1500.00	\$ 1650.00	\$ 1800.00	
13' Tall	\$ 695.00	\$ 865.00	\$ 1035.00	\$ 1205.00	\$ 1390.00	\$ 1560.00	\$ 1730.00	\$ 1900.00	\$ 2070.00	
14' Tall	\$ 750.00	\$ 930.00	\$ 1110.00	\$ 1290.00	\$ 1500.00	\$ 1680.00	\$ 1860.00	\$ 2040.00	\$ 2220.00	

EACH END CLOSED	12' WIDE		18' WIDE		20' WIDE		22' WIDE		24' WIDE	
	6' Tall	\$ 425.00	\$ 540.00	\$ 655.00	\$ 770.00	\$ 885.00	\$ 1000.00	\$ 1115.00	\$ 1230.00	\$ 1345.00
7' Tall	\$ 475.00	\$ 595.00	\$ 715.00	\$ 835.00	\$ 955.00	\$ 1075.00	\$ 1195.00	\$ 1315.00	\$ 1435.00	
8' Tall	\$ 525.00	\$ 650.00	\$ 775.00	\$ 900.00	\$ 1025.00	\$ 1150.00	\$ 1275.00	\$ 1400.00	\$ 1525.00	
9' Tall	\$ 550.00	\$ 680.00	\$ 810.00	\$ 940.00	\$ 1070.00	\$ 1200.00	\$ 1330.00	\$ 1460.00	\$ 1590.00	
10' Tall	\$ 625.00	\$ 760.00	\$ 895.00	\$ 1030.00	\$ 1165.00	\$ 1300.00	\$ 1435.00	\$ 1570.00	\$ 1705.00	
11' Tall	\$ 700.00	\$ 840.00	\$ 980.00	\$ 1120.00	\$ 1260.00	\$ 1400.00	\$ 1540.00	\$ 1680.00	\$ 1820.00	
12' Tall	\$ 775.00	\$ 920.00	\$ 1065.00	\$ 1210.00	\$ 1355.00	\$ 1500.00	\$ 1645.00	\$ 1790.00	\$ 1935.00	
13' Tall	\$ 850.00	\$ 1000.00	\$ 1150.00	\$ 1300.00	\$ 1450.00	\$ 1600.00	\$ 1750.00	\$ 1900.00	\$ 2050.00	
14' Tall	\$ 925.00	\$ 1080.00	\$ 1235.00	\$ 1390.00	\$ 1545.00	\$ 1700.00	\$ 1855.00	\$ 2010.00	\$ 2165.00	

Frameouts	
Window	\$ 50.00
Walk-in Door	\$ 75.00
Garage Door	\$100.00

Frameouts	
45° Angle or Square	
Charge side	
closed price, and	
\$100.00 per opening	

Gable End	
\$	<b>175.00</b>
Up to 24' Wide	

Panels (3' width)	
21' Long	\$ 75.00
26' Long	\$ 90.00
31' Long	\$105.00
36' Long	\$120.00

Cut Panel Fee	
21' Long	\$20.00
26' Long	\$25.00
31' Long	\$30.00
36' Long	\$35.00

Certified Garage Doors	
6' x 6'	\$450.00
8' x 8'	\$500.00
9' x 8'	\$700.00
10' x 8'	\$750.00
10' x 10'	\$800.00
(Florida Only)	

Certified Walk In Doors	
\$	<b>175.00</b>
32" x 72"	
\$	<b>200.00</b>
36" x 80"	

Window	
\$	<b>150.00</b>
30" x 30"	